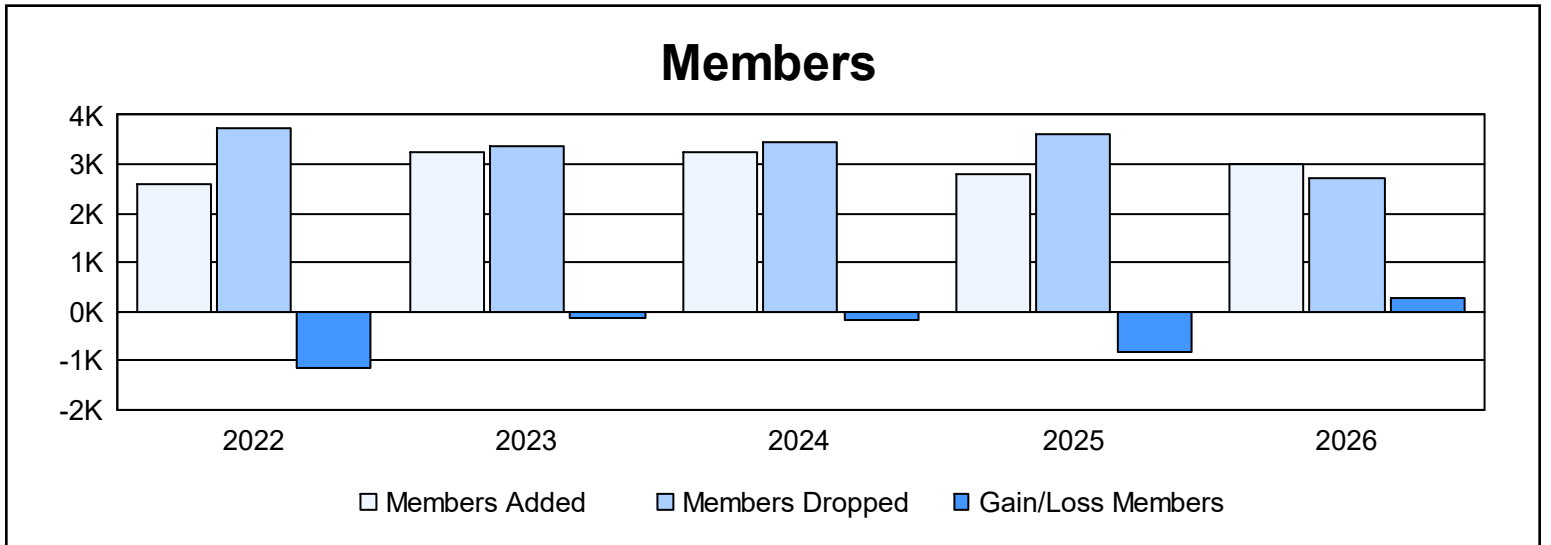
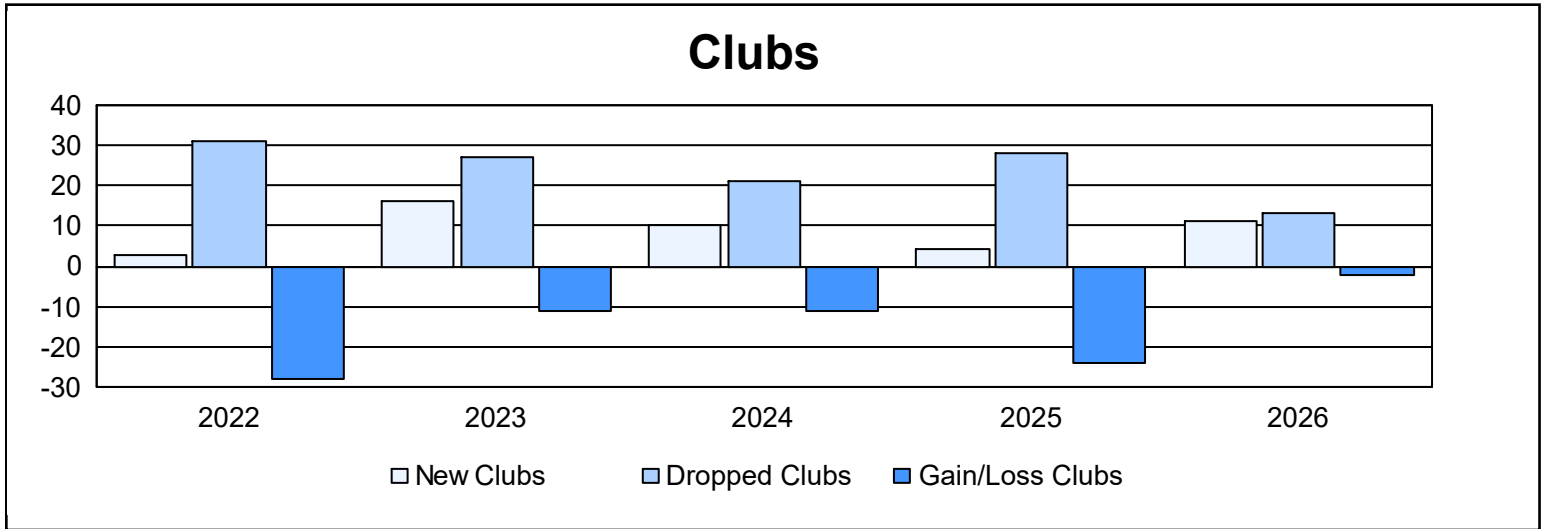
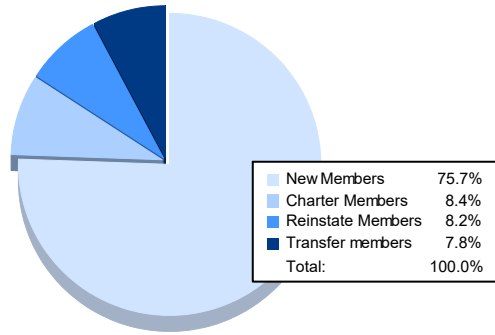


Year	New Clubs	Dropped Clubs	Gain/ Loss Clubs	New Members	Charter Members	Reinstate Members	Transfer Members	Total Member Added	Total Members Dropped	Gain/ Loss Members
2021-2022	3	31	-28	2,015	138	123	315	2,591	3,732	-1,141
2022-2023	16	27	-11	2,312	449	113	354	3,228	3,362	-134
2023-2024	10	21	-11	2,511	312	142	279	3,244	3,437	-193
2024-2025	4	28	-24	2,171	100	267	245	2,783	3,606	-823
2025-2026	11	13	-2	2,265	251	245	232	2,993	2,714	279
Average	9	24	-15	2,255	250	178	285	2,968	3,370	-402



Membership Composition May 2026 Cumulative



Gender Composition May 2026 Cumulative

